



ALL MARLUX CURTAINS ARE 100% RECYCLABLE.
 Marlux offers a recycling service* to its customers (subject to conditions); which includes the collection and ethical recycling of used product.
 For more information regarding the Enviro Bag Service please contact Marlux.
 *UK only.






UNI-GLIDE

DISPOSABLE PRIVACY CURTAIN

DID YOU KNOW ?

MARLUX Disposable Curtains are available for customisable printed messaging.



MARLUX™ FAST-FIT

Our MARLUX FAST-FIT curtains can be taken down and refitted in 2-3 minutes and will work with most standard tracking. Existing tracks can be used, by simply converting them easily with Adapt-a-Track. Contact us for more information.



- 1 Remove the track cover from the end of the curtain track, if present.
- 2 Loosen the end stop with the aid of a screwdriver.

- 3 Remove the end stop.
- 4 Remove the existing curtain and if necessary the gliders.

- 5 Open the plastic sleeve at the hook end of the new disposable curtain.
- 6 Do not fully remove the plastic sleeve at this stage. Simply slide the pre-fitted uni-glide hooks onto the existing curtain track.

- 7 Replace the end stop.
- 8 Tighten the end stop with the aid of a screwdriver.
- 9 If present, replace the track cover on the end of the curtain track.

- 10 Remove the plastic sleeve completely. Write the curtain installation date in the area provided.

To change the curtain repeat from step 1 with a new Marlux curtain.

MARLUX MEDICAL LTD

Bourton Industrial Park,
 Bourton on the Water, Gloucestershire
 GL54 2HQ, United Kingdom

T: +44 (0) 1451 823 398
E: sales@marluxmedical.com
www.marluxmedical.com



All our treated curtains use Microban® Built-In Antimicrobial technology